
















Land country	Verein Team							Gesamt sum	Platz place
		Boden Floor	Pauschenpferd Pommel Horse	Ringe Rings	Sprung Vault	Barren Parallel Bars	Reck Horizontal Bar		
GBR	Great Britain	42,350	40,550	40,850	40,300	42,900	40,450	247,400	1
BEL	Belgium 1	41,750	39,550	38,200	42,050	41,650	40,550	243,750	2
JAP	Japan	41,800	38,900	39,500	42,550	39,350	40,650	242,750	3
SUI	Switzerland 1	40,850	38,950	41,050	41,250	39,750	40,550	242,400	4
SUI	Switzerland 2	41,350	37,250	39,850	40,350	38,850	40,150	237,800	5
GER	Germany 1	41,850	35,600	39,050	40,450	40,150	39,500	236,600	6
ESP	Spain 1	40,100	36,050	40,400	41,750	39,000	38,850	236,150	7
NED	Netherlands 1	39,050	36,150	39,550	37,850	41,350	38,950	232,900	8
AUT	Austria 1	39,500	35,600	39,850	40,000	36,450	40,700	232,100	9
CAN	Canada	41,650	35,950	39,400	39,200	38,950	36,700	231,850	10
UKR	Ukraine	40,050	38,450	36,600	38,950	38,850	38,850	231,750	11
GER	Germany 2	39,400	37,200	38,800	39,800	38,800	37,550	231,550	12
GER	SC Berlin 1	38,950	35,900	36,150	40,750	39,950	38,500	230,200	13
BLR	Belarus 1	39,100	34,650	37,800	38,200	40,900	38,650	229,300	14
BEL	Belgium 2	39,450	37,950	36,150	40,050	37,200	38,300	229,100	15
ROM	Romania	40,450	33,950	39,100	40,850	35,950	36,800	227,100	16
ISR	Israel	37,200	35,800	38,550	38,900	37,500	38,500	226,450	17
GER	Mixed Team 3	39,550	32,600	37,600	39,900	37,000	37,850	224,500	18
AUT	Austria 2	38,900	36,550	34,250	38,000	38,250	35,000	220,950	19
GER	SC Cottbus	39,100	35,350	32,750	39,800	37,850	35,950	220,800	20
NED	Netherlands 2	38,350	34,850	36,850	40,750	35,850	33,900	220,550	21

Land country	Verein Team							Gesamt sum	Platz place
		Boden Floor	Pauschenpferd Pommel Horse	Ringe Rings	Sprung Vault	Barren Parallel Bars	Reck Horizontal Bar		
ESP	Spain 2	37,900	34,100	36,200	40,050	36,700	34,100	219,050	<b>22</b>
POR	Portugal	35,750	33,450	36,400	39,150	37,300	36,800	218,850	<b>23</b>
CZE	Czech Republic	38,550	30,150	33,800	39,400	38,750	35,450	216,100	<b>24</b>
GER	SC Berlin 2	38,350	33,550	34,200	37,600	36,900	34,250	214,850	<b>25</b>
TUR	Turkey	35,850	28,000	37,500	38,000	39,250	35,600	214,200	<b>26</b>
GER	Mixed Team GER	34,200	33,850	37,150	34,900	36,350	36,900	213,350	<b>27</b>
COL	Columbia	37,300	33,300	33,800	36,450	35,400	36,650	212,900	<b>28</b>
ITA	A.S.D. Ares	37,350	27,850	32,700	36,800	38,250	36,200	209,150	<b>29</b>
POL	Poland	36,150	32,800	32,750	36,250	35,150	34,050	207,150	<b>30</b>
ICE	Iceland	36,200	31,050	32,300	35,700	35,400	33,800	204,450	<b>31</b>

19th International Junior-Team-Cup  
 April 5th, 2014 - Berlin / Germany  
 Agegroup I - Jahrgänge 1996 - 1997





Ergebnisse / Results

Start-Nr.	Vorname	Name	JG	AG	Land	Verein							Gesamt	Platz
							Boden Floor	Pauschenpferd Pommel Horse	Ringe Rings	Sprung Vault	Barren Parallel Bars	Reck Horizontal Bar		
117	Sascha	Coradi	1996	I	SUI	Switzerland 1	14,100	12,850	13,650	14,300	14,100	14,000	83,000	1
105	Ryuto	Yamakawa	1996	I	JAP	Japan	14,200	13,000	13,300	15,000	13,800	13,550	82,850	2
112	Florian Vincant	Landuyt	1996	I	BEL	Belgium 1	13,700	13,500	13,100	14,450	13,950	13,700	82,400	3
28	Tomas	Kuzmickas	1996	I	LIT	Lithuania	14,050	12,850	13,250	14,200	14,200	13,300	81,850	4
104	Fuya	Maeno	1996	I	JAP	Japan	13,950	12,250	13,250	14,400	13,400	14,150	81,400	5
113	Jonathan	Vrolix	1996	I	BEL	Belgium 1	14,550	12,650	12,900	14,100	13,600	13,150	80,950	6
88	Oleksandr	Petrenko	1996	I	UKR	Ukraine	14,150	13,300	12,600	13,850	13,600	13,300	80,800	7
118	Adrian	Pfiffner	1996	I	SUI	Switzerland 1	13,350	12,900	13,750	13,450	12,650	13,750	79,850	8
72	Marco	Pfj	1997	I	SUI	Switzerland 2	14,000	12,600	13,000	13,500	13,200	13,350	79,650	9
100	Gaius	Tompson	1996	I	GBR	Great Britain	13,400	11,400	13,950	14,150	13,900	12,850	79,650	9
1	Frank	Rijken	1996	I	NED	Netherlands 1	13,200	12,350	13,200	12,800	14,050	13,950	79,550	11
84	Nils	Dunkel	1997	I	GER	SC Berlin 1	13,100	13,100	12,650	13,850	13,300	13,350	79,350	12
98	Luca	Ehrmantraut	1996	I	GER	Germany 1	13,950	12,350	12,600	14,100	13,000	13,350	79,350	12
92	Felix	Dolci	2002	I	CAN	Canada	14,300	12,450	13,100	13,550	13,150	12,150	78,700	14
53	Adriá	Vera	1996	I	ESP	Spain 1	13,550	11,750	13,300	14,300	13,050	12,650	78,600	15
96	Felix	Pohl	1996	I	GER	Germany 1	13,900	12,600	12,750	12,900	13,100	13,200	78,450	16
49	Korbinian	Jung	1997	I	GER	Germany 2	13,100	12,550	12,800	13,700	13,000	12,650	77,800	17
114	Luka Eddy	Van den Keybus	1997	I	BEL	Belgium 1	12,600	12,500	11,250	13,500	14,100	13,700	77,650	18
67	Florian	Braitsch	1996	I	AUT	Austria I	13,400	12,750	12,250	13,200	12,350	13,600	77,550	19
36	Isa	Hamaraticilar	1997	I	TUR	Turkey	12,950	11,950	13,600	12,700	13,900	12,400	77,500	20
52	Andres	Martin	1996	I	ESP	Spain 1	13,100	12,200	13,700	13,350	11,950	13,150	77,450	21
90	Dmytro	Voronko	1996	I	UKR	Ukraine	13,500	12,850	11,500	13,150	13,350	13,000	77,350	22
115	Bernard	Pire	1997	I	BEL	Belgium 1	13,500	13,400	12,200	12,500	12,700	12,850	77,150	23
73	Jonas	Munsch	1997	I	SUI	Switzerland 2	12,450	11,900	13,350	13,400	12,300	13,600	77,000	24
32	Robert	Ghiuzan	1996	I	ROM	Romania	12,700	10,850	13,450	14,150	13,000	12,550	76,700	25
48	Vinzenz	Haug	1996	I	GER	Germany 2	13,050	12,950	12,800	13,100	12,550	12,250	76,700	25

19th International Junior-Team-Cup  
 April 5th, 2014 - Berlin / Germany  
 Agegroup I - Jahrgänge 1996 - 1997









Ergebnisse / Results

Start-Nr.	Vorname	Name	JG	AG	Land	Verein							Gesamt	Platz
							Boden Floor	Pauschenferd Pommel Horse	Ringe Rings	Sprung Vault	Barren Parallel Bars	Reck Horizontal Bar		
97	Aaron	Wagner	1997	I	GER	Germany 1	13,500	10,600	13,150	13,050	12,850	12,950	76,100	27
5	Andres Felipe	Martinez Moreno	1997	I	COL	Columbia	12,350	12,400	12,500	13,000	12,700	13,050	76,000	28
31	Artem	Dolgopyat	1997	I	ISR	Israel	13,350	11,650	11,900	13,400	12,100	13,350	75,750	29
55	Javier	Hinojosa	1997	I	ESP	Spain 1	10,800	11,900	13,400	13,300	13,250	12,750	75,400	30
82	Yair	Shechter	1996	I	ISR	Israel	12,600	12,300	12,300	13,400	12,000	12,500	75,100	31
60	Bernardo	Almeida	1996	I	POR	Portugal	11,950	10,900	12,400	13,150	13,350	13,250	75,000	32
77	Falk-Daniel	Uhlig	1996	I	GER	Mixed Team 3	13,200	10,100	12,550	13,400	12,350	13,300	74,900	33
65	Alexander	Benda	1997	I	AUT	Austria I	13,100	11,450	11,450	13,400	11,450	13,800	74,650	34
9	Dzmitry	Ulasau	1996	I	BLR	Belarus 1	11,650	10,050	12,550	12,700	14,200	13,150	74,300	35
78	Jan	Winkler	1996	I	GER	Mixed Team 3	13,100	10,300	12,400	13,650	12,700	11,900	74,050	36
3	Nico	van den Boogaard	1997	I	NED	Netherlands 1	12,950	10,500	12,600	12,400	13,200	12,150	73,800	37
64	Vinzenz	Höck	1996	I	AUT	Austria I	10,300	11,400	14,400	13,400	10,900	13,300	73,700	38
46	Daniel	Morres	1996	I	GER	Mixed Team GER	12,050	10,100	12,400	12,700	12,650	13,650	73,550	39
80	Eyal	Glazer	1996	I	ISR	Israel	11,100	11,750	12,850	12,500	12,750	12,350	73,300	40
50	Dschamal	Mergen	1997	I	GER	Germany 2	13,250	11,700	13,050	12,500	11,200	11,500	73,200	41
35	Ovidiu	Prichindel	1996	I	ROM	Romania	13,150	10,750	12,850	12,400	11,750	11,900	72,800	42
22	Frédéric	De Camps	1999	I	BEL	Belgium 2	13,000	11,800	11,750	12,300	12,400	11,500	72,750	43
62	Keanu	Nunes	1996	I	POR	Portugal	11,700	12,100	12,350	12,900	11,800	11,750	72,600	44
129	Jeroni	Casassas	1996	I	ESP	Spain 2	13,150	11,500	10,650	13,400	12,350	11,350	72,400	45
128	Kevin	Traid	1996	I	ESP	Spain 2	13,250	10,000	13,200	12,200	12,400	10,750	71,800	46
124	Örn Eybor	Baldursson	1997	I	ICE	Iceland	12,400	10,850	11,950	12,500	12,150	11,800	71,650	47
131	Gonzalo	Alba	1996	I	ESP	Spain 2	11,450	11,150	11,700	13,400	11,750	12,000	71,450	48
25	Jitse	van der Valk	1996	I	NED	Netherlands 2	12,550	11,650	11,500	12,650	12,000	10,750	71,100	49
57	Tim	Spetzke	1997	I	GER	SC Cottbus	13,150	11,250	9,800	11,850	12,250	12,100	70,400	50
91	Oleksandr	Abakumov	1997	I	UKR	Ukraine	11,300	10,950	11,400	11,950	11,900	12,550	70,050	51
37	Yusuf Onur	Aliskan	1997	I	TUR	Turkey	12,500	9,300	11,900	12,850	12,950	10,500	70,000	52

19th International Junior-Team-Cup  
 April 5th, 2014 - Berlin / Germany  
 Agegroup I - Jahrgänge 1996 - 1997








Ergebnisse / Results

Start-Nr.	Vorname	Name	JG	AG	Land	Verein							Gesamt	Platz
							Boden Floor	Pauschenpferd Pommel Horse	Ringe Rings	Sprung Vault	Barren Parallel Bars	Reck Horizontal Bar		
108	Niccolo	Belli	1998	I	ITA	A.S.D. Ares	12,300	8,850	10,500	11,900	13,200	12,600	69,350	53
44	Alexander	Pfaffenroth	1996	I	GER	Mixed Team GER	10,200	12,850	11,950	10,600	11,300	11,550	68,450	54
68	Ondrej	Janeczko	1996	I	CZE	Czech Republic	11,700	9,900	11,850	13,200	10,450	10,000	67,100	55
120	Karl-Ole	Gäbler	2001	I	GER	SC Berlin 2	12,650	8,500	10,800	12,200	11,350	10,700	66,200	56
43	Filip	Sasnal	1997	I	POL	Poland	12,400	10,900	8,750	12,550	10,500	10,950	66,050	57
2	Justen	Zuidema	1996	I	NED	Netherlands 1	12,200	13,300	13,750	0,000	13,400	12,650	65,300	58
56	Enrico	Barowsky	1997	I	GER	SC Cottbus	13,350	12,800	0,000	13,400	13,550	11,950	65,050	59
38	Abdulmalek	Mardinli	1997	I	TUR	Turkey	10,300	6,750	11,850	12,450	11,400	11,750	64,500	60
4	Rick	Jacobs	1996	I	NED	Netherlands 1	12,900	0,000	12,150	12,650	13,900	12,350	63,950	61
34	Ionut	Todor	1997	I	ROM	Romania	13,450	12,050	12,800	13,000	11,200	0,000	62,500	62
10	Ilya	Yakauleu	1997	I	BLR	Belarus 1	13,200	11,100	11,800	0,000	12,900	12,650	61,650	63
17	Dirk	Kathan	1997	I	AUT	Austria 2	13,100	13,150	0,000	12,500	11,200	11,550	61,500	64
33	Emanuel	Badila	1996	I	ROM	Romania	13,850	11,050	0,000	13,700	10,300	12,350	61,250	65
18	David	Kathan	1997	I	AUT	Austria 2	12,200	0,000	11,750	12,850	13,300	10,800	60,900	66
89	Vladyslav	Gryko	1997	I	UKR	Ukraine	12,400	12,300	12,500	0,000	10,950	11,900	60,050	67
81	Michael	Sorokine	1996	I	ISR	Israel	13,500	9,500	0,000	13,000	11,400	11,800	59,200	68
23	Guido	Hendrikx	1996	I	NED	Netherlands 2	12,550	0,000	12,600	13,000	11,900	8,500	58,550	69
83	Moran	Yanuka	1996	I	ISR	Israel	0,000	11,750	13,400	0,000	12,750	13,650	51,550	70
63	Pedro	Guimaraes	1997	I	POR	Portugal	0,000	10,450	11,650	0,000	12,150	11,800	46,050	71
61	Pedro	Dourado	1996	I	POR	Portugal	12,100	0,000	0,000	13,100	0,000	0,000	25,200	72

19th International Junior-Team-Cup  
 April 5th, 2014 - Berlin / Germany  
 Agegroup II - Jahrgänge 1998 - 1999









Ergebnisse / Results

Start-Nr.	Vorname	Name	JG	AG	Land	Verein							Gesamt	Platz
							Boden Floor	Pauschenpferd Pommel Horse	Ringe Rings	Sprung Vault	Barren Parallel Bars	Reck Horizontal Bar		
101	Giarnni	Regini-Moran	1998	II	GBR	Great Britain	15,100	13,000	13,150	13,050	14,550	14,000	82,850	1
102	Joe	Fraser	1998	II	GBR	Great Britain	13,850	13,500	13,750	13,100	14,450	13,600	82,250	2
74	Silas	Kipfer	1999	II	SUI	Switzerland 2	14,050	12,750	13,500	13,450	13,150	13,200	80,100	3
20	Iliaz Minh T	Pyncket	1998	II	BEL	Belgium 2	13,550	12,750	12,550	13,800	12,000	13,750	78,400	4
116	Henji	Mboyo	1998	II	SUI	Switzerland 1	12,450	13,000	13,650	13,500	13,000	12,800	78,400	4
99	Nick	Klessing	1998	II	GER	Germany 1	14,000	10,650	13,150	13,300	14,050	12,450	77,600	6
103	Joshua	Nathan	1999	II	GBR	Great Britain	12,900	14,050	12,800	12,750	12,600	12,250	77,350	7
11	Aliaksandr	Tsikhonovich	1999	II	BLR	Belarus 1	12,800	12,200	13,400	12,300	13,800	12,850	77,350	7
54	Joel	Plata	1998	II	ESP	Spain 1	13,450	11,950	11,250	14,100	12,700	12,950	76,400	9
119	Andreas	Gribi	1998	II	SUI	Switzerland 1	13,400	13,050	13,150	12,450	12,500	11,750	76,300	10
86	Gian-Luca	Helm	1999	II	GER	SC Berlin 1	13,250	11,050	12,550	13,250	13,600	12,450	76,150	11
51	Felix	Remuta	1998	II	GER	Germany 2	12,500	11,250	12,950	13,000	13,250	12,650	75,600	12
76	Carlo	Hörr	1998	II	GER	Mixed Team 3	13,250	12,200	12,650	12,850	11,950	12,650	75,550	13
66	Johannes	Mairoser	1998	II	AUT	Austria I	13,000	11,400	13,200	12,800	12,650	12,400	75,450	14
12	Dzmitry	Hurynovich	1999	II	BLR	Belarus 1	13,100	11,350	11,850	13,200	12,650	12,450	74,600	15
19	Noah	Kuavita	1999	II	BEL	Belgium 2	11,200	12,000	11,150	13,600	12,800	13,050	73,800	16
85	Dario	Sissakis	1998	II	GER	SC Berlin 1	12,600	11,350	10,950	13,650	12,200	12,700	73,450	17
26	Donavon	van Groningen	1999	II	NED	Netherlands 2	12,250	11,300	12,400	13,900	11,950	11,550	73,350	18
24	Alex	Klinkenberg	1998	II	NED	Netherlands 2	13,250	11,900	11,850	13,850	10,650	11,600	73,100	19
75	Samir	Serhani	1999	II	SUI	Switzerland 2	13,300	10,900	11,900	12,400	12,500	12,050	73,050	20
14	Fabio	Sereinig	1998	II	AUT	Austria 2	12,950	10,950	10,850	12,650	12,400	12,650	72,450	21
109	Yari	Olimi	1999	II	ITA	A.S.D. Ares	12,700	10,700	11,400	12,800	13,000	11,700	72,300	22
59	Leonard	Prügel	1998	II	GER	SC Cottbus	12,600	11,300	11,200	13,150	12,050	11,900	72,200	23
15	Paul	Hagen	1998	II	AUT	Austria 2	12,850	12,450	11,650	12,250	12,550	10,150	71,900	24
71	Frantisek	Cerny	1998	II	CZE	Czech Republic	12,600	10,450	10,250	13,500	12,800	12,300	71,900	24
45	Eric Lloyd	Hinrichs	1998	II	GER	Mixed Team GER	11,950	10,900	12,800	11,600	12,400	11,700	71,350	26

19th International Junior-Team-Cup  
 April 5th, 2014 - Berlin / Germany  
 Agegroup II - Jahrgänge 1998 - 1999



Ergebnisse / Results

Start-Nr.	Vorname	Name	JG	AG	Land	Verein							Gesamt	Platz
							Boden Floor	Pauschenpferd Pommel Horse	Ringe Rings	Sprung Vault	Barren Parallel Bars	Reck Horizontal Bar		
21	Takumi	Onoshima	1999	II	BEL	Belgium 2	12,900	13,200	11,850	12,650	9,700	10,750	71,050	27
130	Adrián	Palleja	1998	II	ESP	Spain 2	11,500	11,450	11,300	13,250	11,950	10,500	69,950	28
40	Igor	Drazkowski	1999	II	POL	Poland	9,450	11,900	11,100	11,200	10,700	11,550	65,900	29
39	Sercan	Demir	1998	II	TUR	Turkey	10,400	6,450	12,000	12,100	12,400	11,450	64,800	30
7	Jhon Sebastian	Cardona Soto	1999	II	COL	Columbia	12,650	10,750	9,800	10,600	10,250	10,650	64,700	31
29	Tom	Steichen	1998	II	LUX	Luxemburg	0,000	10,650	9,700	11,700	11,650	10,250	53,950	32
6	Dilan Andres	Jimenez Giraldo	1998	II	COL	Columbia	0,000	10,150	10,750	0,000	12,450	12,750	46,100	33
58	Erik	Mihan	1998	II	GER	SC Cottbus	11,000	0,000	11,750	13,250	0,000	9,900	45,900	34

19th International Junior-Team-Cup  
 April 5th, 2014 - Berlin / Germany  
 Agegroup III - Jahrgänge 2000 und jünger



Ergebnisse / Results

Start-Nr.	Vorname	Name	JG	AG	Land	Verein							Gesamt	Platz
							Boden Floor	Pauschenpferd Pommel Horse	Ringe Rings	Sprung Vault	Barren Parallel Bars	Reck Horizontal Bar		
106	Ryuto	Sako	2000	III	JAP	Japan	13,650	13,650	12,950	13,150	12,150	12,950	78,500	1
93	Olivier	Menezes Thibault	2000	III	CAN	Canada	13,350	12,550	12,650	12,500	12,950	11,850	75,850	2
94	William	Emard	2000	III	CAN	Canada	12,700	10,950	13,650	12,450	12,850	12,000	74,600	3
122	Leven	Guddat	2000	III	GER	SC Berlin 2	12,900	10,000	11,700	12,900	13,000	12,150	72,650	4
107	Hiroto	Ishizawa	2001	III	JAP	Japan	10,050	12,150	12,850	13,050	11,600	12,950	72,650	4
95	Laurent	Gosselin Paradis	2001	III	CAN	Canada	14,000	8,600	11,600	13,150	12,150	12,550	72,050	6
123	Karim	Rida	2000	III	GER	SC Berlin 2	12,800	11,850	10,850	12,500	11,300	11,400	70,700	7
69	Daniel	Ponizil	2000	III	CZE	Czech Republic	13,250	8,500	11,700	12,700	13,100	11,400	70,650	8
87	Eric	Kempf	2000	III	GER	SC Berlin 1	11,700	11,450	10,950	11,750	13,050	11,550	70,450	9
121	Daniel	Schwed	2001	III	GER	SC Berlin 2	12,200	11,700	11,650	12,000	12,550	10,250	70,350	10
70	Martin	Fiala	2000	III	CZE	Czech Republic	12,700	9,800	9,800	12,450	12,850	11,750	69,350	11
42	Pawel	Kaskow	2000	III	POL	Poland	11,600	10,000	10,000	12,500	12,200	11,550	67,850	12
111	Axel John	Piva	2001	III	ITA	A.S.D. Ares	12,100	8,300	10,800	12,100	12,050	11,900	67,250	13
125	Martin Bjarni	Gudmundsson	2001	III	ICE	Iceland	12,250	9,900	9,950	11,950	11,550	11,200	66,800	14
126	Aron Freyr	Axelsson	2000	III	ICE	Iceland	11,550	10,300	9,800	11,250	11,700	10,800	65,400	15
110	Edoardo	De Rosa	2000	III	ITA	A.S.D. Ares	12,350	8,200	10,100	10,300	9,700	11,500	62,150	16
41	Arkadiusz	Bejger	2000	III	POL	Poland	12,150	3,800	11,650	11,050	12,250	10,900	61,800	17
127	Adam Eli	Inguson Arnaldsson	2000	III	ICE	Iceland	9,950	9,900	10,400	11,050	9,450	9,300	60,050	18
8	Jose David	Toro Salazar	2000	III	COL	Columbia	12,300	0,000	10,550	12,850	9,450	10,850	56,000	19
30	Florian	Schwarz	2000	III	LUX	Luxemburg	11,300	7,250	7,900	11,000	8,900	0,000	46,350	20