







Berlin, 02. April 2011

**Ergebnisse / Results****Mannschaft / Team**

Platz	Verein Team	Land							<b>Gesamt</b> all around
			<b>Boden</b> Floor	<b>Pferd</b> Pommel Horse	<b>Ringe</b> Rings	<b>Sprung</b> Vault	<b>Barren</b> Parallel Bars	<b>Reck</b> Horizontal Bar	
1	Großbritannien	GBR	40,300	39,800	41,500	43,900	41,350	39,900	<b>246,750</b>
2	Schweiz	SUI	40,700	38,550	41,700	43,900	39,600	39,650	<b>244,100</b>
3	Brasilien	BRA	40,300	36,550	40,000	44,950	41,750	40,300	<b>243,850</b>
4	Japan	JPN	41,050	37,050	41,000	44,400	40,850	39,100	<b>243,450</b>
5	Frankreich 1	FRA	39,550	36,450	40,000	44,150	39,600	38,800	<b>238,550</b>
6	Italien	ITA	37,800	39,050	37,800	42,700	40,450	38,700	<b>236,500</b>
7	Niederlande 1	NED	40,200	36,300	38,100	44,450	37,950	38,350	<b>235,350</b>
8	Ukraine	UKR	38,950	39,200	39,900	41,750	39,950	35,450	<b>235,200</b>
9	Spanien 1	ESP	39,950	35,750	40,900	44,100	37,750	35,900	<b>234,350</b>
10	Belgien 1	BEL	39,500	36,900	37,500	42,650	37,050	36,700	<b>230,300</b>
11	SC Berlin	GER	38,950	34,300	38,350	40,200	38,400	37,250	<b>227,450</b>
12	Polen	POL	38,900	34,100	37,800	41,550	38,150	35,100	<b>225,600</b>
13	Lyon	FRA	38,250	32,700	38,850	42,500	37,400	34,700	<b>224,400</b>
14	Österreich	AUT	36,750	35,150	36,450	39,450	38,000	36,700	<b>222,500</b>
15	Schweden	SWE	39,100	33,700	34,900	42,400	37,500	34,250	<b>221,850</b>
16	Spanien 2	ESP	37,200	33,050	35,400	41,950	37,450	36,750	<b>221,800</b>
17	Club Njard	NOR	38,550	32,950	35,950	41,400	36,250	36,250	<b>221,350</b>
18	Niederlande 2	NED	39,850	32,400	35,250	41,500	36,000	34,650	<b>219,650</b>
19	Finnland	FIN	39,200	32,550	33,000	42,800	35,050	35,750	<b>218,350</b>
20	Berlin / Brandenburg	GER	37,950	30,350	36,950	40,600	35,950	34,950	<b>216,750</b>
21	Serbien	SER	38,650	31,850	35,300	41,300	34,950	34,350	<b>216,400</b>
22	Israel	ISR	37,500	32,050	35,450	40,150	36,250	34,800	<b>216,200</b>
23	Island	ISL	36,900	28,450	32,350	39,800	37,800	32,300	<b>207,600</b>
24	Monaco	MON	34,950	33,500	32,550	40,250	31,250	31,700	<b>204,200</b>
25	Belgien 2	BEL	36,200	21,000	34,300	42,850	32,000	35,500	<b>201,850</b>
26	Usbekistan 1	USB	36,800	23,850	33,400	41,750	32,800	31,800	<b>200,400</b>
27	Usbekistan 2	USB	35,100	27,550	30,400	39,000	32,900	32,550	<b>197,500</b>